Project Name:	Type:
Part Number:	Date:

GREENCREATIVE

SINGLE ENDED BYPASS T8

FEATURES

- Intergal driver suitable for 120-277V
- Suitable for use in enclosed fixtures and damp locations.
- Opaque glass body reduces glare and eliminates pixilation
- Compatible with non-shunted lamp holders only
- Meets NSF requirements (use of a shatter guard required)
- Temperature rating: -4°F/20°C – 95°F/35°C
- Rated lifetime (L70): 50,000hrs
- 5 year limited warranty / 10 year available
  (see EXTENDED WARRANTIES table for information)
- DLC® Listed



SPECIFICATIONS

Product	Model	Equiv.	Input Voltage	Wattage	Lumens	CCT	CRI	Efficacy (LPW)	Power Factor	THD	Beam Angle	Dim.	Fixture Rating	DLC
34882	8T8/2F/830/GL/BYP	17W	120V-277V	8	1000	3000K	82	125	0.9	<20%	160°	No	Enclosed	√
34883	8T8/2F/835/GL/BYP	17W	120V-277V	8	1000	3500K	82	125	0.9	<20%	160°	No	Enclosed	√
34884	8T8/2F/840/GL/BYP	17W	120V-277V	8	1050	4000K	82	131	0.9	<20%	160°	No	Enclosed	√
34886	12T8/3F/830/GL/BYP	25W	120V-277V	12	1500	3000K	82	125	0.9	<20%	160°	No	Enclosed	√
34887	12T8/3F/835/GL/BYP	25W	120V-277V	12	1500	3500K	82	125	0.9	<20%	160°	No	Enclosed	√
34888	12T8/3F/840/GL/BYP	25W	120V-277V	12	1550	4000K	82	129	0.9	<20%	160°	No	Enclosed	√
34874	13T8/4F/830/GL/BYP	32W	120V-277V	13	1700	3000K	82	130	0.9	<20%	160°	No	Enclosed	√
34875	13T8/4F/835/GL/BYP	32W	120V-277V	13	1700	3500K	82	130	0.9	<20%	160°	No	Enclosed	√
34876	13T8/4F/840/GL/BYP	32W	120V-277V	13	1750	4000K	82	134	0.9	<20%	160°	No	Enclosed	√
34877	13T8/4F/850/GL/BYP	32W	120V-277V	13	1750	5000K	82	134	0.9	<20%	160°	No	Enclosed	√
34880	16T8/4F/840/GL/BYP	32W	120V-277V	16	2050	4000K	82	128	0.9	<20%	160°	No	Enclosed	√
34881	16T8/4F/850/GL/BYP	32W	120V-277V	16	2050	5000K	82	128	0.9	<20%	160°	No	Enclosed	√

DIMENSION & WEIGHT

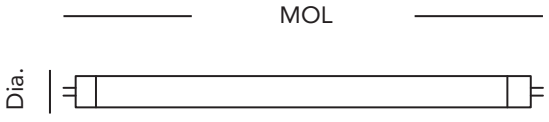

Model	8T8/2F/xxx/GL/BYP	12T8/3F/xxx/GL/BYP	13T8/4F/xxx/GL/BYP	16T8/4F/xxx/GL/BYP
Base	G13	G13	G13	G13
MOL	23-3/4”	35-3/4”	47-3/4”	47-3/4”
Dia.	1-1/8”	1-1/8”	1-1/8”	1-1/8”
Weight	0.23lb	0.32lb	0.43lb	0.43lb

Where xxx means 824-965 which indicates CRI and color temperature

SINGLE ENDED BYPASS T8

INSTALLATION

Diagram A – Non-Shunted

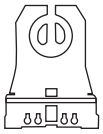

Diagram B – Shunted

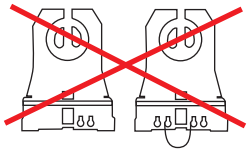

This lamp is compatible with non-shunted lamp holder ONLY.

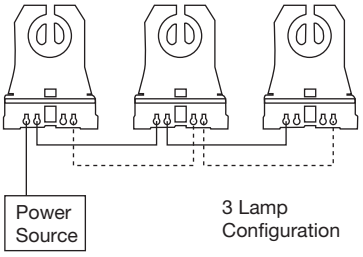

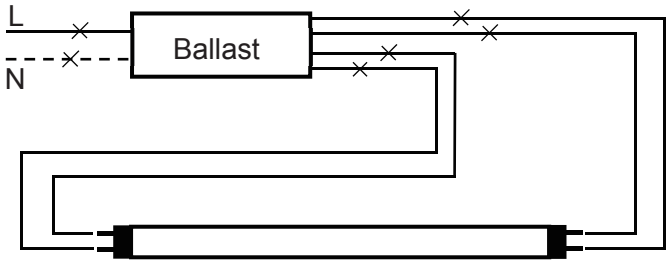

Step 1. Cut all wires connected to the existing ballast, remove the ballast.

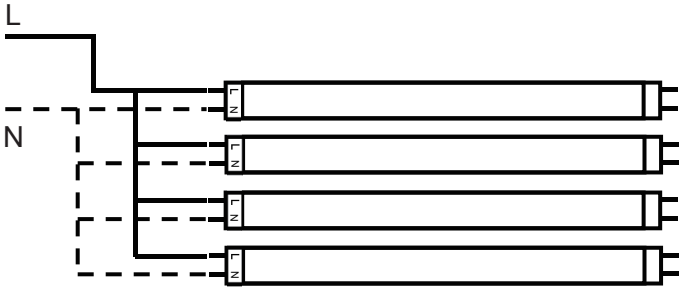

Step 2. If shunted lamp holders are used in the existing fixture, replace them with non-shunted holders first. Wire the holders and lamps according to the diagram.

ACCESSORY ORDERING INFORMATION

Product	Model	Description	Pictures	Dimensions
98003	23EMDRIVER	California Title 20 Compliant 23W Emergency LED Driver (Field Installation)		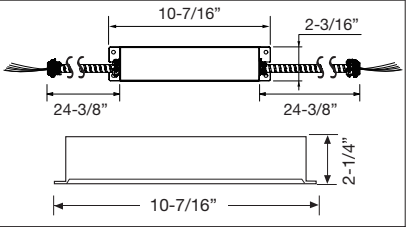
58012	35EMINVERTER*	35W Emergency LED Driver (Field Installation)		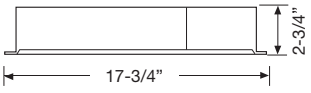

*Does not meet Title 20 appliance requirements, not for use in California

EXTENDED WARRANTIES**

Model	Description***
8T8/2F/BYP/10YEARWARRANTY	10 Year warranty for 8T8/2F/8xx/GL/BYP/yy
12T8/3F/BYP/10YEARWARRANTY	10 Year warranty for 12T8/3F/8xx/GL/BYP/yy
13T8/4F/BYP/10YEARWARRANTY	10 Year warranty for 13T8/4F/8xx/GL/BYP/yy
16T8/4F/BYP/10YEARWARRANTY	10 Year warranty for 16T8/4F/8xx/GL/BYP/yy

** Warranty based on a maximum of 4,368 annual operating hours (per year for ten years) and exposure to a maximum ambient temperature of 80°F / 27°C.
*** xx – Refers to the CCT yy – Refers to model generations within the same nominal performance. Typically blank, 'R', or 'RC'