



PAR38 LED

Philips PAR38 LED Single Optic Lamps with AirFlux Technology improves shopping experience with superior lighting aesthetics and optimal thermal efficiency in a sleek, lightweight design.

Product data

General Information	
Cap-Base	E26 [Single Contact Medium Screw]
Nominal Lifetime (Nom)	25000 h
Switching Cycle	25000X
Technical Type	12-90W
Light Technical	
Color Code	827 [CCT of 2700K]
Beam Angle (Nom)	40 °
Initial lumen (Nom)	850 lm
Luminous Flux (Rated) (Nom)	850 lm
Luminous Intensity (Nom)	1800 cd
Color Designation	Warm White (WW)
Rated Beam Angle	40 °
Correlated Color Temperature (Nom)	2700 K
Luminous Efficacy (rated) (Nom)	70.00 lm/W
Color Consistency	<6
Color Rendering Index (Nom)	80
LLMF At End Of Nominal Lifetime (Nom)	70 %
Operating and Electrical	
Input Frequency	50 to 60 Hz
Power (Rated) (Nom)	12 W
Lamp Current (Nom)	112 mA
Wattage Equivalent	90 W

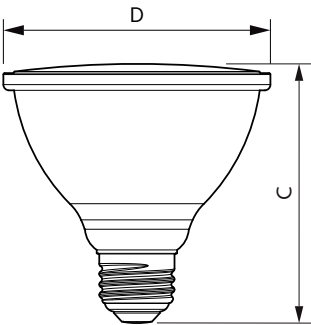
Starting Time (Nom)	0.5 s
Warm Up Time to 60% Light (Nom)	0.5 s
Power Factor (Nom)	0.8
Voltage (Nom)	120 V
Temperature	
T-Case Maximum (Nom)	66 °C
Controls and Dimming	
Dimmable	Yes
Approval and Application	
Suitable For Accent Lighting	Yes
Product Data	
Order product name	12PAR38/LED/827/F40/DIM/ULW/120V 6/1FB
EAN/UPC - Product	046677529666
Order code	529669
Numerator - Quantity Per Pack	1
Numerator - Packs per outer box	6
Material Nr. (12NC)	929001319904
Net Weight (Piece)	0.385 kg

PAR38 LED

Warnings and Safety

- Suitable for use in damp locations.
- Not for use in totally enclosed luminaires.
- CAUTION: Risk of electric shock - do not use where directly exposed to water.
- NOTES: This device complies with Part 18 of the FCC rule. This product may cause interference with other devices. If interference occurs, change the location of the products involved. This RFLD device complies with Canadian ICES-005

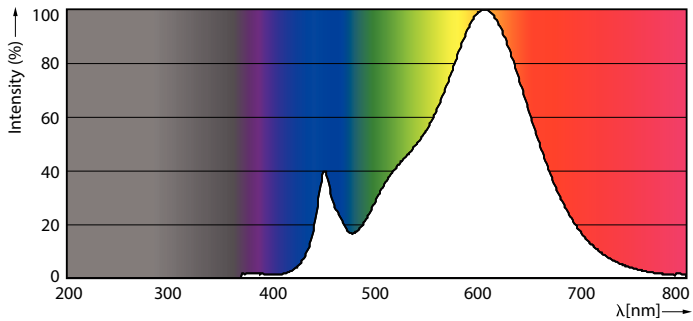
Dimensional drawing




Classic PAR38 120V 11-90W 900lm 40D 2700

Product	D	C
12PAR38/LED/827/F40/DIM/ULW/120V 6/1FB	122 mm	134 mm

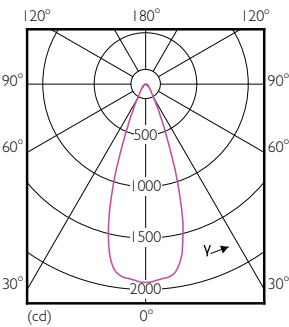
Photometric data



12-90W E26 PAR38



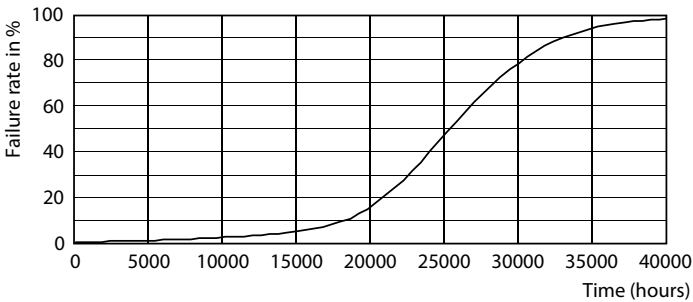
Access Lighting - Beam



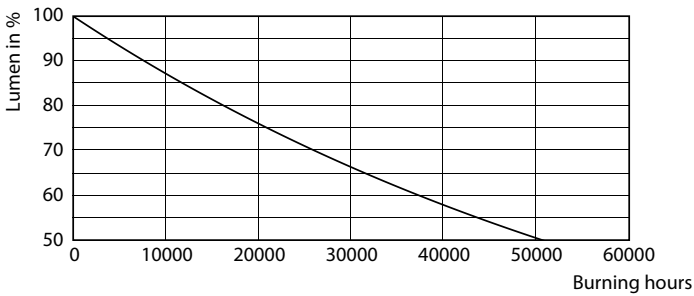
12-90W E26 PAR38 40D 827 2700K

PAR38 LED

Lifetime



14-120W E26 PAR38



14-120W E26 PAR38

