



LED InstantFit Lamps

10.5PL-C/T LED/26V-4000 IF 4P 1PK 10/1

Philips LED InstantFit Lamps are an ideal energy saving choice for existing linear fluorescent fixtures.

Product data

General Information	
Cap-Base	G24Q/GX24Q [G24q/GX24q]
Main Application	Industrial
Nominal Lifetime (Nom)	50000 h
Switching Cycle	50000X
B50L70	50000 h
Light Technical	
Color Code	841 [CCT of 4100K (841)]
Initial lumen (Nom)	1300 lm
Luminous Flux (Rated) (Nom)	1300 lm
Correlated Color Temperature (Nom)	4000 K
Color Consistency	<6
Color Rendering Index (Nom)	82
LLMF At End Of Nominal Lifetime (Nom)	70 %
Operating and Electrical	
Input Frequency	20000-100000 Hz
Power (Rated) (Nom)	10.5 W
Lamp Current (Max)	550 mA
Lamp Current (Min)	150 mA
Starting Time (Nom)	0.5 s
Warm Up Time to 60% Light (Nom)	0.5 s
Power Factor (Nom)	0.9

Voltage (Nom)	120 V
Temperature	
T-Ambient (Max)	45 °C
T-Ambient (Min)	-20 °C
T-Storage (Max)	65 °C
T-Storage (Min)	-40 °C
T-Case Maximum (Nom)	60 °C
Controls and Dimming	
Dimmable	No
Mechanical and Housing	
Product Length	100 mm
Approval and Application	
Energy Saving Product	Yes
Energy Efficiency Label (EEL)	Not applicable
Approbation Marks	CE marking UL certificate RoHS compliance KEMA Keur certificate
Product Data	
Order product name	10.5PL-C/T LED/26V-4000 IF 4P 10/1
EAN/UPC - Product	046677458430
Order code	458430

LED InstantFit Lamps

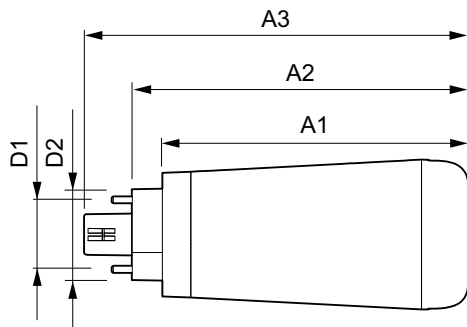
Numerator - Quantity Per Pack	1
Numerator - Packs per outer box	10
Material Nr. (12NC)	929001388704
Net Weight (Piece)	0.091 kg

Model Number	9290013887
--------------	------------

Warnings and Safety

- Perform a visual inspection to ensure lamp holders (or sockets) are not damaged or loose. If the lamp holders (or sockets) are damaged, corroded, charred, blackened or loose, contact a qualified electrician for proper replacement.
- Please refer to the ballast compatibility guide located at www.philips.com/instantfit.


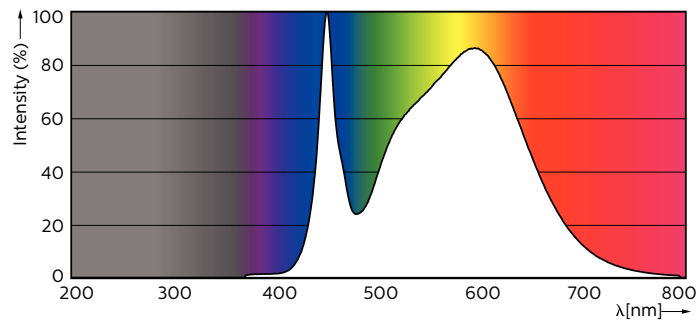
Dimensional drawing



PLED PLC 10.5-26W 1200lm 4000K GX24q

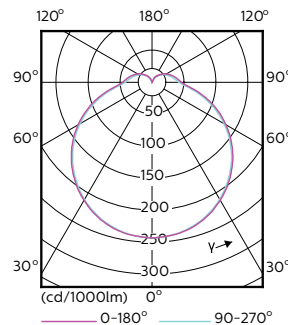
Product	D1	D2	A1	A2	A3
10.5PL-C/T LED/26V-4000 IF 4P	24.3 mm	29 mm	99.9 mm	109.9 mm	125.5 mm
10/1					

Photometric data



LEDtube PLC 100mm 11W G24Q GX24Q 840 1300lm

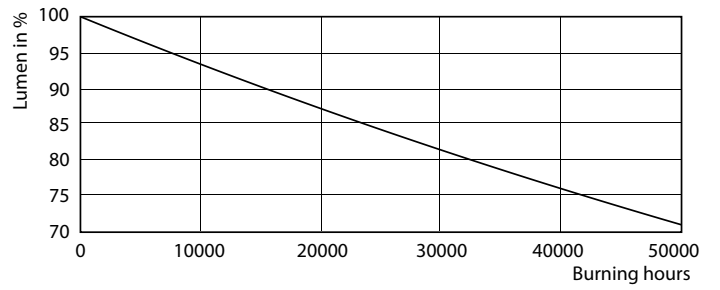
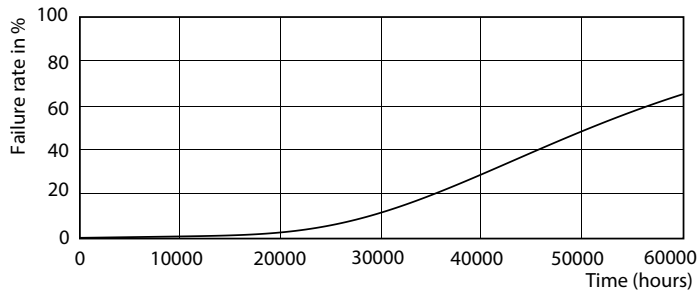
LEDtube PLC 100mm 11W G24Q GX24Q 840 1300lm



LEDtube PLC 100mm 11W G24Q GX24Q 827 1200lm

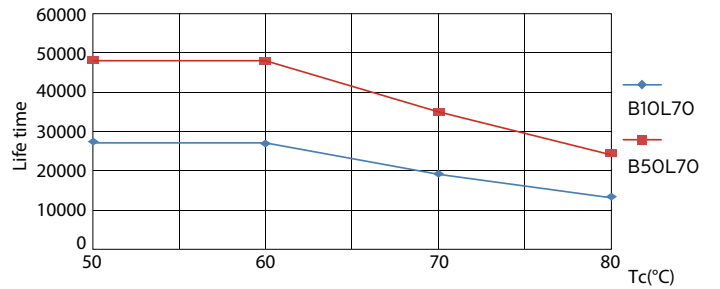
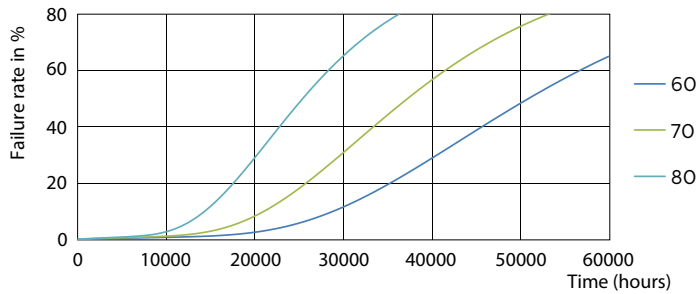
LED InstantFit Lamps

Lifetime



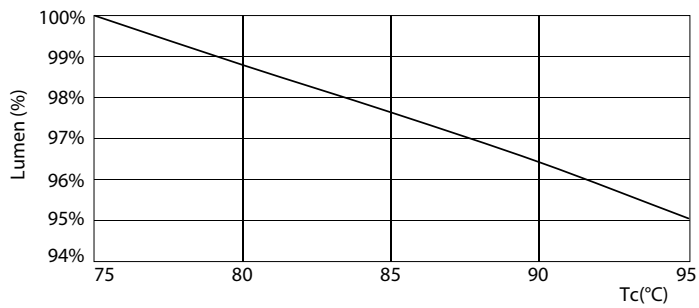
LEDtube PLC 100mm 9W G24Q GX24Q 827 850lm

LEDtube PLC 100mm 9W G24Q GX24Q 827 850lm



LEDtube PLC 100mm 9W G24Q GX24Q 827 850lm

LEDtube PLC 100mm 9W G24Q GX24Q 827 850lm



LEDtube PLC 100mm 11W G24Q GX24Q 827 1200lm

LED InstantFit Lamps

