




T-Grid LED Comparison



LED

Fluorescent





LED
Illuminance (Fc)
Average = 36.38
Maximum = 43.3
Minimum = 21.6

Fluorescent
Illuminance (Fc)
Average = 37.56
Maximum = 44.3
Minimum = 22.7

Luminaire Schedule							
Scene: 2x2 231u1							
Symbol	Qty	Label	LLF	Description	Lum. Watts	Total Watts	
+	21	2TG8231U1R-01-EB	0.673	2x2 2 FB31T8	53	1113	
+	21	2TG30L840-2-FS-02F-UNV	0.940	2TG30L840-2-FS-02F-UNV	32.7	686.7	

The depreciation of existing fixtures can vary significantly and makes a big difference in the perceived brightness when compared to replacement fixtures